


Sparx Maths

Set Date:

WEDNESDAY

Due Date:

TUESDAY





Updates based on your feedback:

1. **Half** the amount of work set from last year
2. **Swap** - the option to change out a 'difficult' question when you've already had more than one incorrect attempt
3. **Retrieval** - all tasks will be on previously taught content (*"yes, you have seen this topic before!"*)

Sparx Maths

100%

HCCS Maths Non-Negotiables:

- **100% Completion**
- If you cannot answer a question:
 - **Watch** the video
 - **Try** again
 - **Swap Out** option
 - **Purple Flag** the question

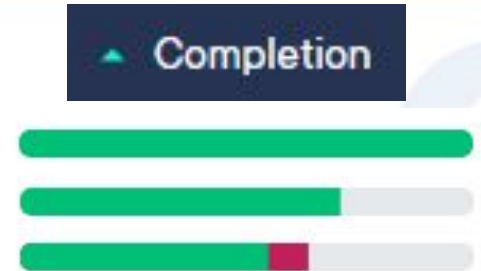


Sparx Maths

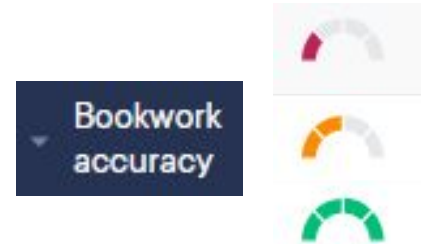
What my teacher can see?

- Overall completion %
- Time spent on tasks (min)
- Number of attempts
- Time spent watching videos (min)
- Bookwork accuracy
- Attempts, Answers
- Purple Flags

✓
71%
55%



Working time ⓘ
0h 25m 1h 02m



Alerts

Sparx Maths

“What happens if I do not do my Sparx?”

- Intervention Session
- CR1 @ lunchtime (12:30-12:50)
with dedicated Maths teachers for support
1 x Behaviour Point on Bromcom 😞



“What happens if I do not get 100% on my Sparx?”

- Intervention Session as above
You'll likely only be there for 5 mins so we can help you address the question/topic you are struggling with

NEED HELP ?



Sparx Maths

Our Top Tips for you:



Start early



Watch the
videos



Do it
yourself

What to expect?

- Homework is *personalised* to you
- Sparx maths keeps learning from your attempts to create *challenging yet achievable* problems each week
- Because homework is made specifically for you, you'll be able to answer every question correctly, but:
 - Some questions will take *slightly longer* than others
 - Some questions will probably need *more than one* try to get right



Bookwork Checks:

- You will get a **bookwork check** periodically during your homework
- Make a note of the question number **and** your answer
- This has been shown to....:
 - Make things easier to remember
 - Improve your understanding
 - Help you succeed on trickier questions
 - Make it easier to get help

A screenshot of a digital interface for a "Bookwork check". At the top, it says "Bookwork check" and "What is the correct answer for this question?". Below that is a dark blue button with white text that says "Bookwork code: 3B". There are six light blue buttons arranged in two rows of three. The top row contains "A", "531", and "1.4". The bottom row contains "512", "15 cm", and "5211". A mouse cursor is hovering over the "531" button. At the bottom of the interface are two buttons: "I didn't write this down" and "Submit".

Bookwork check

What is the correct answer for this question?

Bookwork code: 3B

A 531 1.4

512 15 cm 5211

I didn't write this down Submit

Sparx Maths



Times Tables:

- Knowing these will help you solve multi-step problems because you can solve the arithmetic parts quickly
- You are put in a 'club' based on an initial quiz
- It usually takes a few minutes to complete
- It is timed so you can see how your *fluency* improves over time

Independent Learning:

- Access any question/topic on Sparx
- Choose one of three levels of questions



Introduce: basic skills



Strengthen: improve understanding



Deepen: problem solving

Do this after any compulsory homework

Sparx Maths

Independent Learning:

Log in to [Sparx Maths](#)

Click on “*Independent Learning*”



Search for a task:

- By topic name e.g. *Similar Shapes*
- OR
- Browse the sections e.g. *Number / Algebra*

**If it pops up with a message like this ...

*You will just need to **tweak** the working level by selecting the highest level available in the drop down box***



There is no content available at this level, please select a different level in the menu above.

Independent Learning

Find topics

My activity

Search for topics:

Enter topic name or code

Level 4 unavailable

Level 1 ✓ ★ ★

Practise the basics of each topic at a gentle pace. Ideal if you plan to take the Foundation GCSE paper.

Level 2 ✓ ★ ★

Practise the basics of each topic. Ideal if you are aiming for the top grades on the Foundation GCSE paper.

Level 3 ✓ ★ ★

Practise the basics and try some more challenging questions. Ideal if you don't know which paper you will be taking yet.

Level 4 ✓ ★ ★

Practise with some more challenging questions. Ideal if you plan to take the Higher GCSE paper.

Sparx Maths

The importance of doing your own work on Sparx:

- “What if someone helps me?”
 - *That’s great! But make sure you put in your answer to Sparx so that the algorithm learns about your understanding.*
- “What happens if someone, or an app, gives me an answer to a question?”
 - *Sparx might not understand your current level of understanding and could give you harder problems that you’re not ready for.*
- “Should I input an answer, even if somebody tells me it is wrong?”
 - *Yes! Sparx is designed to help improve your maths skills through practice and feedback, so doing your own work will help you get the most out of it.*