

KS3 Targets, Banding and reporting



STARTS AT 4:30pm

Tim Munro, Deputy Headteacher

Jason Jones, Assistant Headteacher



We learn together
We belong to this community
We are proud of ourselves and each other
We have consistently high expectations

Welcome and Introductions



Tim Munro,
Deputy Headteacher



Jason Jones,
Assistant Headteacher



**We learn together
We belong to this community
We are proud of ourselves and each other
We have consistently high expectations**

What we will cover

- ⇒ How we use the data we get from primary schools
- ⇒ An explanation of banding, using Key Stage 2 SATS scores
- ⇒ How we assess students in years 7 and 8
- ⇒ How we will let you know about the progress of your child
- ⇒ How you can help us



**We learn together
We belong to this community
We are proud of ourselves and each other
We have consistently high expectations**

Key Stage 2 data from primary schools

KS2 SATs scores		2018		2019		2022		2023		2024	
		Raw score	%	Raw score	%	Raw score	%	Raw score	%	Raw score	%
Maths /110	EXS	61	55	58	53	58	53	56	51	54	49
	GDS	96	87	95	86	96	87	94	85	93	85
Reading /50	EXS	28	56	28	56	29	58	24	48	27	54
	GDS	40	80	41	82	41	82	38	76	40	80
GPS /70	EXS	38	54	36	51	35	50	36	51	35	50
	GDS	56	80	55	79	55	79	55	79	53	76

The expected standard and greater depth standard are used to describe a student's performance in key stage (KS) 1 and KS 2 assessments:


Expected standard

A student meets the expected standard if they:

- Achieve a scaled score of 100 or more in reading and maths tests
- Are assessed as "working at the expected standard" (EXS) or better in writing

Greater depth standard

A student achieves the greater depth standard if they:

- Achieve a scaled score of 110 or more in reading and maths tests
- Are assessed as "working at greater depth" (GDS) in writing 



We learn together
 We belong to this community
 We are proud of ourselves and each other
 We have consistently high expectations

Key Stage 2 - Scaled Scores

English Reading	
Raw score	Scaled score
0	No scaled score (N)
1	
2	
3	80
4	80
5	81
6	82
7	83
8	84
9	85
10	86
11	87
12	88
13	89
14	90
15	90
16	91

English Reading	
Raw score	Scaled score
17	92
18	93
19	93
20	94
21	95
22	96
23	96
24	97
25	98
26	98
27	99
28	100
29	101
30	101
31	102
32	103
33	104

English Reading	
Raw score	Scaled score
34	105
35	106
36	107
37	107
38	108
39	109
40	110
41	112
42	113
43	114
44	115
45	117
46	118
47	120
48	120
49	120
50	120

SATs scores for KS2

120 – This is the highest score available in the KS2 SATs.

101-119 – Any score above 100 (including 120) means that a child has exceeded the expected standard in the test. Again, there is no clear score as to when a child 'exceeds' the expected standard.

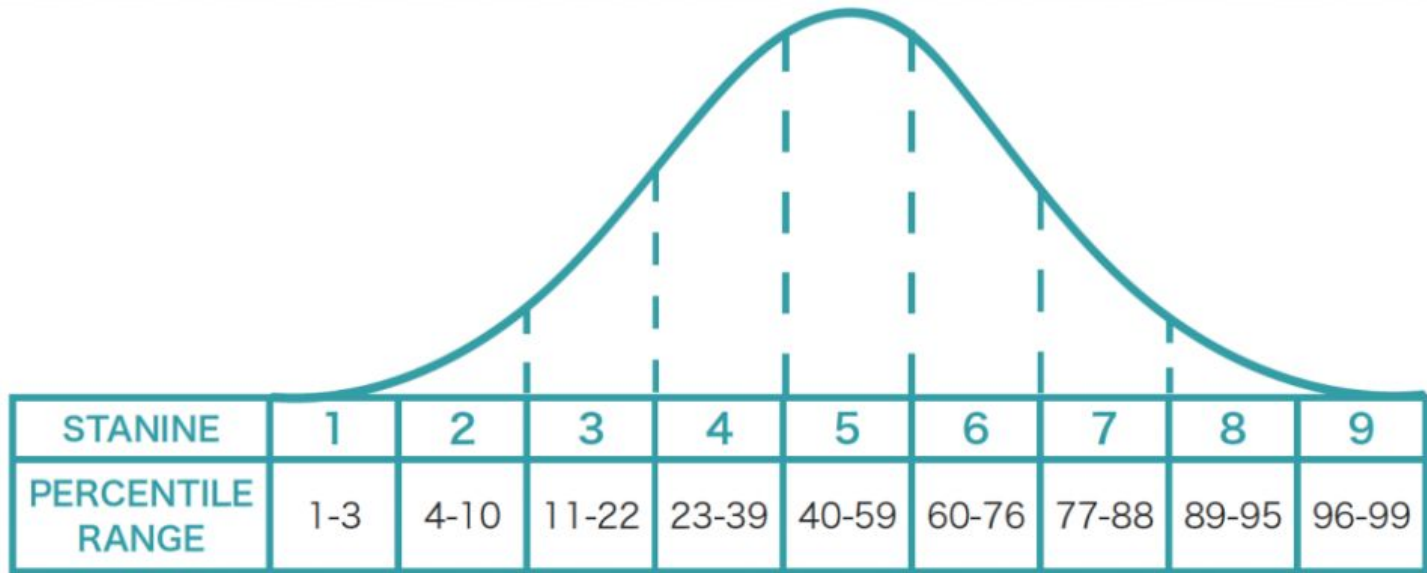
100 – This is the expected standard for children (and essentially means they are working at an age-related expectation).

80-99 – Any child awarded a scaled score of 99 or below has not met the expected standard in their KS2 SATs. Often, schools refer to these children as 'working towards the expected standard'.



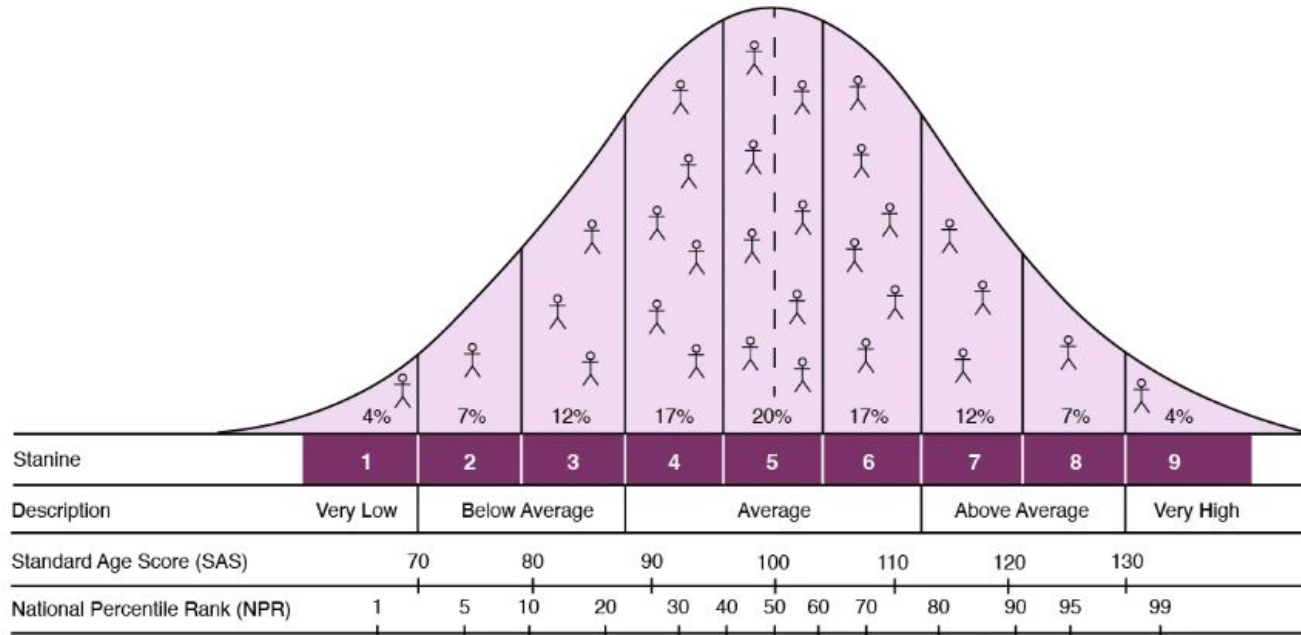
We learn together
 We belong to this community
 We are proud of ourselves and each other
 We have consistently high expectations

Standard 9 (Stanine)



We learn together
We belong to this community
We are proud of ourselves and each other
We have consistently high expectations

What are bandings?



We learn together
We belong to this community
We are proud of ourselves and each other
We have consistently high expectations

So what do we do with your data?

STAR Reading Age - Yr8 Read Test 1 - 8 - Reading Age	KS2 Reading scaled score	KS2 Maths Scaled Score	Class	Assessment Bandings - Year 8 - 8 - Science	Current Performance - Interim 1 - Science	Approach to Learning Y8 - Interim 1 - Science	Student actions Y8 - Interim 1 - Science
14.04	115	117	8y/Sc1	B9			
13.03	110	110	8y/Sc1	B6			
13.11	118	106	8y/Sc1	B5			



We learn together
We belong to this community
We are proud of ourselves and each other
We have consistently high expectations

Are the assessment bands the same across subjects?

- ⇒ They can be different, depending on the strengths of the student.
- ⇒ Our initial banding on entry groups subjects into the broad areas of mathematical, linguistic, and creative, using Key Stage 2 component scores
- ⇒ The different faculties assess each subject separately to work out current performance.



**We learn together
We belong to this community
We are proud of ourselves and each other
We have consistently high expectations**

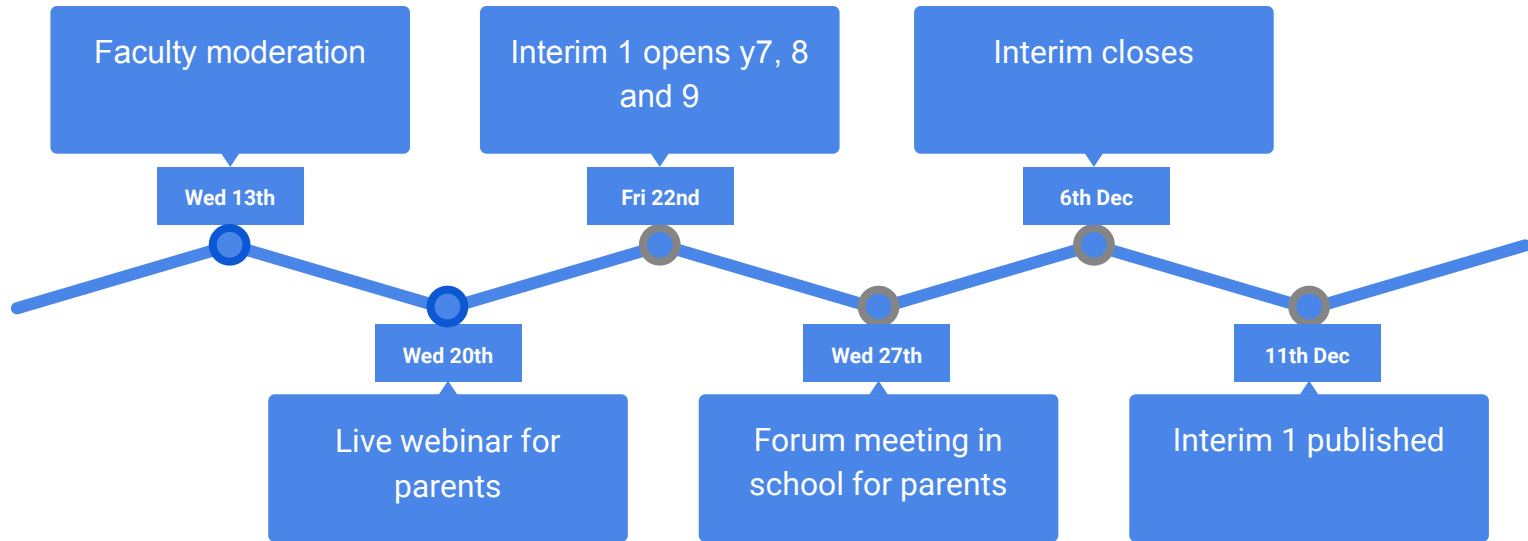
Key events in years 7 and 8

Year 7 and 8 parents info evening	Thu 26th September
Key stage 3 Interim 1 reports	Wed 11th December
Year 8 parent consultation evening	Thu 30th January
Key stage 3 mid year tests in core subjects	3rd to 7th February
Year 7 parent consultation evening	Thu 6th March
Key stage 3 Interim 2 reports	Fri 2nd May
Key stage 3 end of year tests in core subjects	23rd to 27th June
Key stage 3 Interim 3 reports	Fri 4th July



**We learn together
We belong to this community
We are proud of ourselves and each other
We have consistently high expectations**

What is happening now and next



We learn together
We belong to this community
We are proud of ourselves and each other
We have consistently high expectations

Follow up forum

⇒ In school face to face forum next Wednesday (27th November), 4pm

⇒ Some items to share include

- the format of interim reports
- how we share reading test information with you
- FAQ's from this presentation

Email us: tim.munro@hccs.info

jason.jones@hccs.info



**We learn together
We belong to this community
We are proud of ourselves and each other
We have consistently high expectations**